

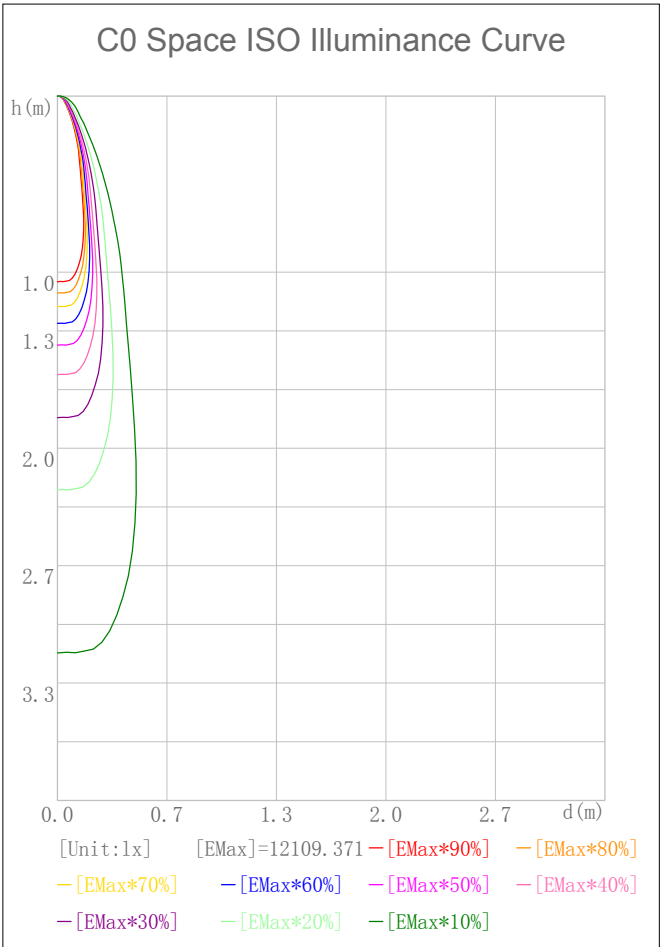
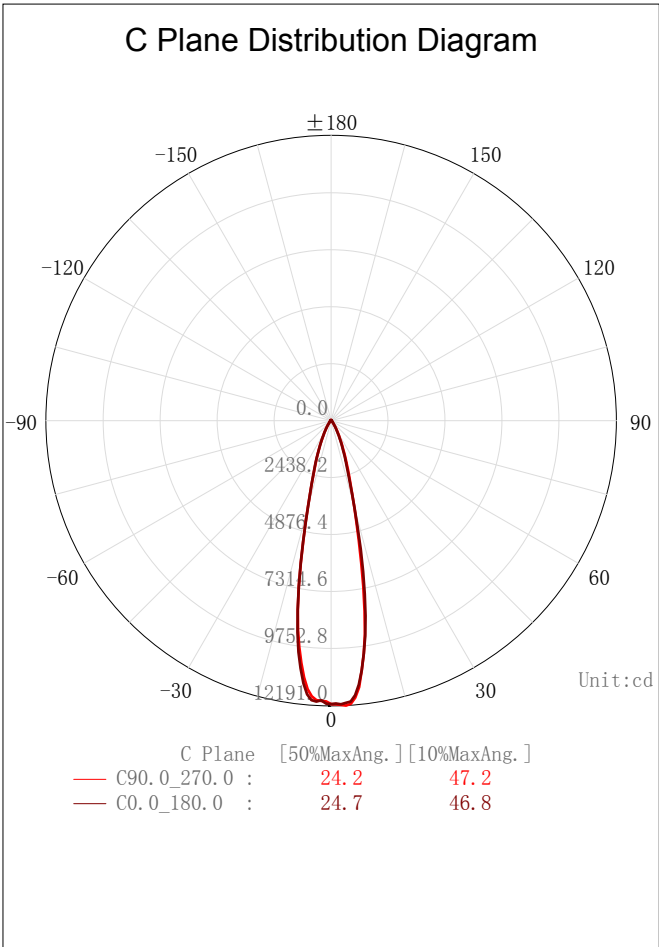
Indoor Luminaire Photometric Data

Description Information

Luminary Name: TR04-35-XX-01 4000K RA90 24D	Lum. Catalog:	Test ID: 01
Lamp Name:	Lamp Catalog: LED	Test Date: 2019/11/26
Manufacture: Shenzhen Norming Lighting Co., Ltd	Shld.Ang(°):	Test Machine:GON-2000
Test Lab: QUality peatment	Frequency (Hz):	Lamp CCT(K): Ra:
Lum. Size (W*L*H): 0.070m*0.070m*0.266m	Lum. Area (m2): 0.024	Lum. W(kg): 0.000
Test System: C, γ	Test Step: C=90.0 γ=1.0	Temp. (°C): 25
		Humidity(%): 50.0

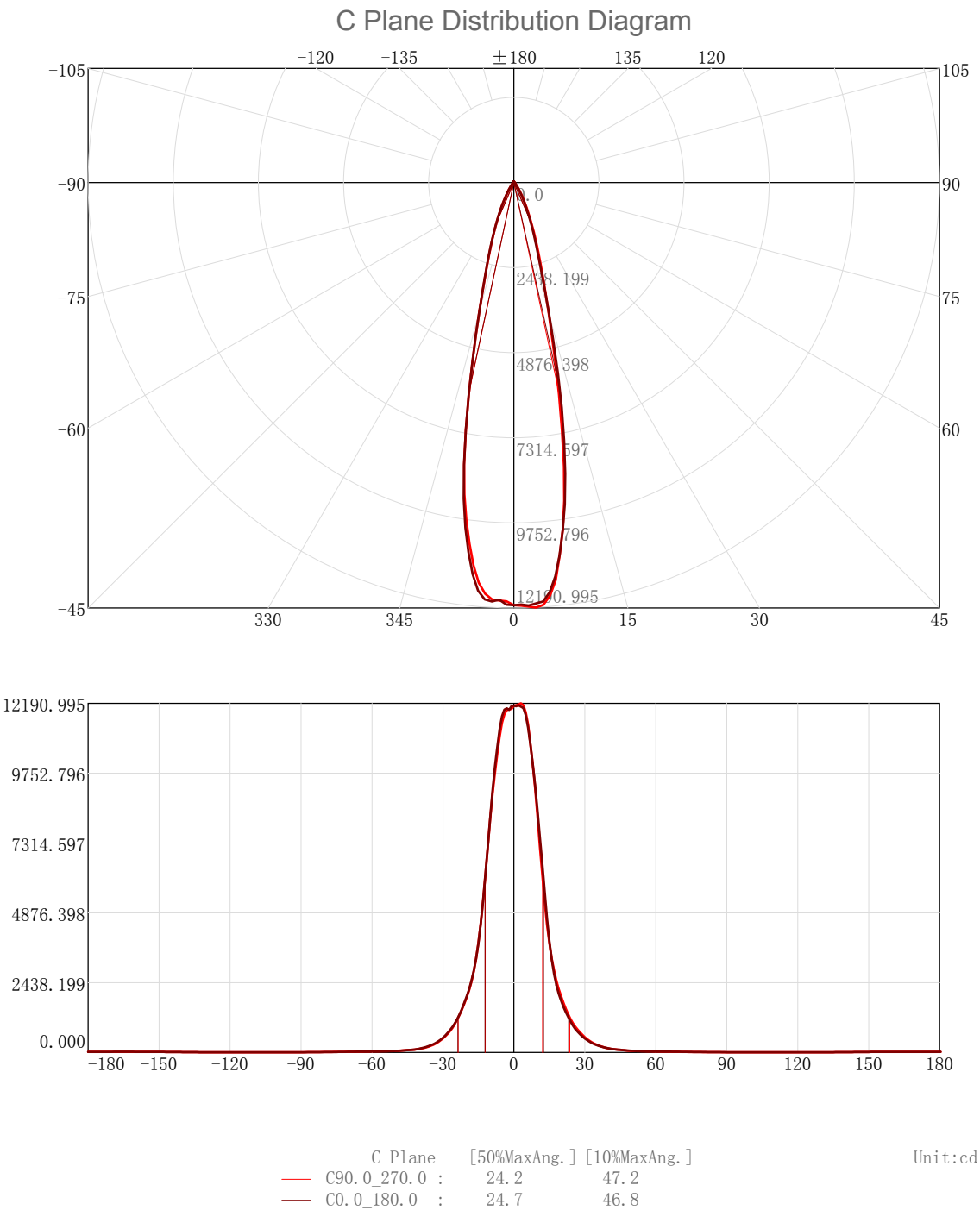
Character Parameter

Lamp Speciality Parameter	Luminaire Speciality Parameter	
Rated Flux(lm): 3038.370	Luminary Flux(lm): 3038.368	Field Angle(10%Imax): 47.2(°)
Rated Power(W):	Luminary Efficiency: 100.00%	Down Lumens&Percent: 2959.311lm 97.40%
Rated Voltage(V):	Luminary EER(lm/W): 89.575	Up Lumens&Percent: 79.057lm 2.60%
Tested Power(W): 33.920	Max. Candela(cd): 12190.995	S/MH: C0_a180=0.423 C90_270=0.416
Lamps' Inside: 1	Max Cand@Ang. (°): C=90.0 γ=3.0	CIE Type: Semi-Direct
Tested Electrics (V, A, pf): 240.0, 0.143, 0.987	Beam Angle(50%Imax): 24.2(°)	ErP Φ use(90°): 2822.368lm
Lamp Size(W*L*H): 0.070m*0.070m*0.266m	Left=-12.1°, Right=12.1°	IRF(%): 888.019



2D Plane Light Intensity Distribution Curve

Lum. Name:TR04-35-XX-01 4000K RA90 24D	Lum. Catalog:	Test ID:01
Lamp Name:	Lamp Catalog: LED	Test Lab: Quality peatment
Manufacture: Shenzhen Norming Lighting Co., Ltd	Test Machine:GON-2000	Test Date: 2019/11/26



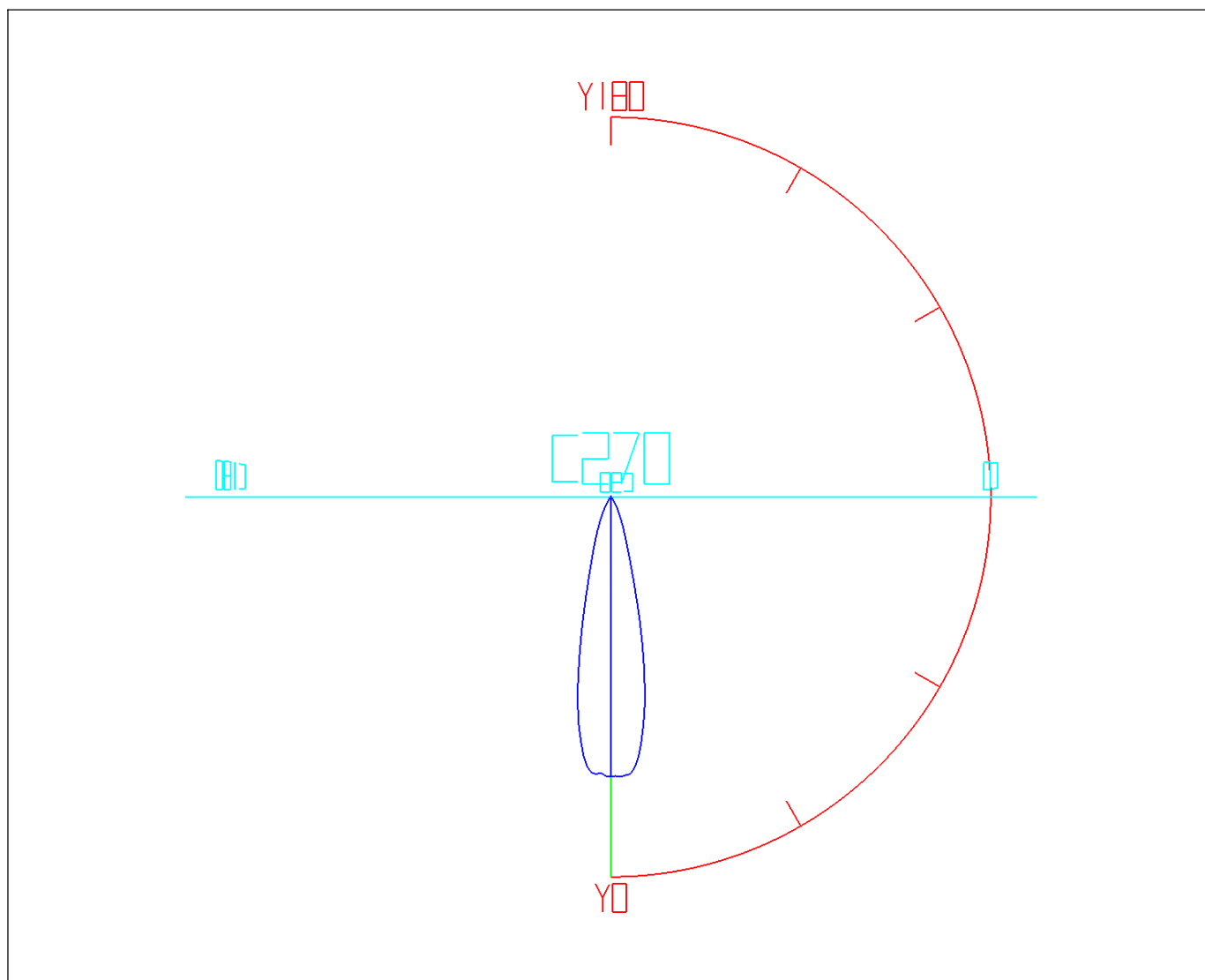
IES Indoor Report

Photometric Filename:TR04-35-XX-01 4000K RA90 24D.IES

3D Light Intensity Distribution Modal

Lum. Name: TR04-35-XX-01 4000K RA90 24D	Lum. Catalog:	Test ID: 01
Lamp Name:	Lamp Catalog: LED	Test Lab: Quality peatment
Manufacture: Shenzhen Norming Lighting Co., Ltd	Test Machine:GON-2000	Test Date: 2019/11/26

3D Light Intensity Distribution Modal



Curves: 3D Model — Fixture — Vert. HUD — Hori. HUD —
View Angles: Orient:0 Tilt:0 Roll:0 Spin:0

IES Indoor Report

Photometric Filename:TR04-35-XX-01 4000K RA90 24D.IES

Zonal Flux Tabulation

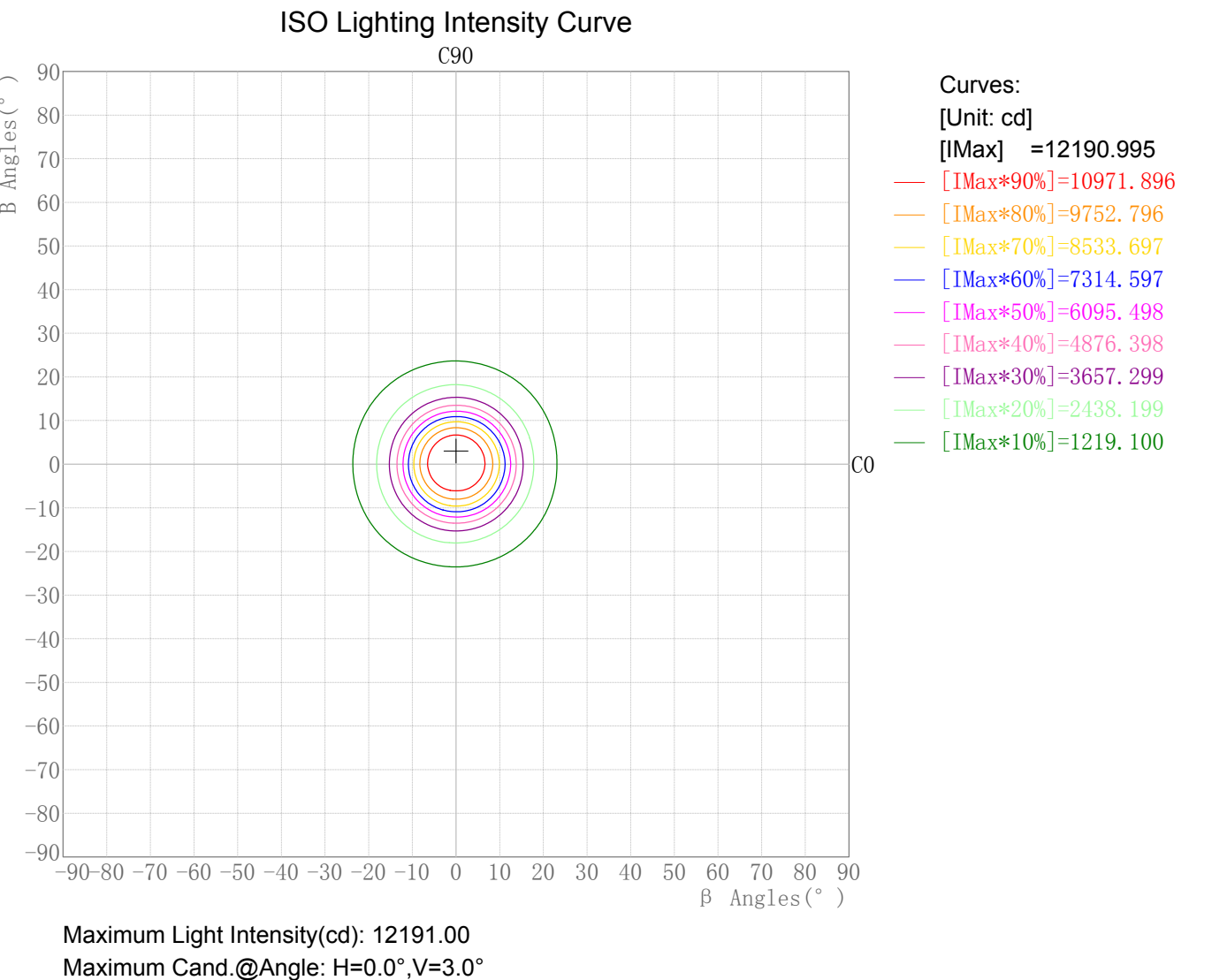
Zone(γ)	Zone Flux (lm)	Sums Flux (lm)	Zone%Lamp	Sums%Lamp	Zone(γ)	Zone Flux (lm)	Sums Flux (lm)	Zone%Lamp	Sums%Lamp
0.0-1.0	11.57	11.57	0.38	0.38	47.0-48.0	5.77	2834.66	0.19	93.30
1.0-2.0	34.63	46.21	1.14	1.52	48.0-49.0	5.35	2840.01	0.18	93.47
2.0-3.0	57.67	103.88	1.90	3.42	49.0-50.0	5.06	2845.07	0.17	93.64
3.0-4.0	80.48	184.36	2.65	6.07	50.0-51.0	4.85	2849.92	0.16	93.80
4.0-5.0	101.99	286.35	3.36	9.42	51.0-52.0	4.68	2854.60	0.15	93.95
5.0-6.0	120.89	407.25	3.98	13.40	52.0-53.0	4.54	2859.13	0.15	94.10
6.0-7.0	136.12	543.36	4.48	17.88	53.0-54.0	4.42	2863.56	0.15	94.25
7.0-8.0	147.56	690.92	4.86	22.74	54.0-55.0	4.31	2867.87	0.14	94.39
8.0-9.0	155.28	846.20	5.11	27.85	55.0-56.0	4.22	2872.09	0.14	94.53
9.0-10.0	158.17	1004.37	5.21	33.06	56.0-57.0	4.12	2876.21	0.14	94.66
10.0-11.0	155.71	1160.08	5.12	38.18	57.0-58.0	4.03	2880.23	0.13	94.80
11.0-12.0	148.73	1308.81	4.89	43.08	58.0-59.0	3.93	2884.17	0.13	94.92
12.0-13.0	138.57	1447.37	4.56	47.64	59.0-60.0	3.83	2888.00	0.13	95.05
13.0-14.0	126.77	1574.14	4.17	51.81	60.0-61.0	3.74	2891.74	0.12	95.17
14.0-15.0	114.94	1689.08	3.78	55.59	61.0-62.0	3.63	2895.37	0.12	95.29
15.0-16.0	104.08	1793.17	3.43	59.02	62.0-63.0	3.53	2898.90	0.12	95.41
16.0-17.0	94.73	1887.90	3.12	62.14	63.0-64.0	3.43	2902.33	0.11	95.52
17.0-18.0	86.89	1974.79	2.86	65.00	64.0-65.0	3.33	2905.65	0.11	95.63
18.0-19.0	80.14	2054.93	2.64	67.63	65.0-66.0	3.22	2908.87	0.11	95.74
19.0-20.0	74.24	2129.17	2.44	70.08	66.0-67.0	3.11	2911.98	0.10	95.84
20.0-21.0	68.79	2197.96	2.26	72.34	67.0-68.0	3.00	2914.98	0.10	95.94
21.0-22.0	63.55	2261.51	2.09	74.43	68.0-69.0	2.90	2917.88	0.10	96.03
22.0-23.0	58.37	2319.88	1.92	76.35	69.0-70.0	2.80	2920.68	0.09	96.13
23.0-24.0	53.26	2373.14	1.75	78.11	70.0-71.0	2.70	2923.38	0.09	96.22
24.0-25.0	48.38	2421.53	1.59	79.70	71.0-72.0	2.61	2925.99	0.09	96.30
25.0-26.0	43.91	2465.44	1.45	81.14	72.0-73.0	2.52	2928.51	0.08	96.38
26.0-27.0	39.87	2505.31	1.31	82.46	73.0-74.0	2.43	2930.94	0.08	96.46
27.0-28.0	36.19	2541.50	1.19	83.65	74.0-75.0	2.34	2933.29	0.08	96.54
28.0-29.0	32.74	2574.24	1.08	84.72	75.0-76.0	2.26	2935.54	0.07	96.62
29.0-30.0	29.52	2603.76	0.97	85.70	76.0-77.0	2.17	2937.72	0.07	96.69
30.0-31.0	26.54	2630.29	0.87	86.57	77.0-78.0	2.09	2939.81	0.07	96.76
31.0-32.0	23.79	2654.08	0.78	87.35	78.0-79.0	2.02	2941.83	0.07	96.82
32.0-33.0	21.30	2675.38	0.70	88.05	79.0-80.0	1.94	2943.76	0.06	96.89
33.0-34.0	19.11	2694.49	0.63	88.68	80.0-81.0	1.86	2945.63	0.06	96.95
34.0-35.0	17.18	2711.68	0.57	89.25	81.0-82.0	1.79	2947.42	0.06	97.01
35.0-36.0	15.46	2727.13	0.51	89.76	82.0-83.0	1.72	2949.14	0.06	97.06
36.0-37.0	13.93	2741.06	0.46	90.21	83.0-84.0	1.65	2950.79	0.05	97.12
37.0-38.0	12.58	2753.64	0.41	90.63	84.0-85.0	1.59	2952.38	0.05	97.17
38.0-39.0	11.39	2765.02	0.37	91.00	85.0-86.0	1.52	2953.90	0.05	97.22
39.0-40.0	10.31	2775.34	0.34	91.34	86.0-87.0	1.45	2955.35	0.05	97.27
40.0-41.0	9.36	2784.70	0.31	91.65	87.0-88.0	1.38	2956.73	0.05	97.31
41.0-42.0	8.56	2793.26	0.28	91.93	88.0-89.0	1.32	2958.04	0.04	97.36
42.0-43.0	7.96	2801.21	0.26	92.19	89.0-90.0	1.27	2959.31	0.04	97.40
43.0-44.0	7.50	2808.72	0.25	92.44	90.0-91.0	1.23	2960.54	0.04	97.44
44.0-45.0	7.13	2815.85	0.23	92.68	91.0-92.0	1.20	2961.75	0.04	97.48
45.0-46.0	6.75	2822.60	0.22	92.90	92.0-93.0	1.18	2962.92	0.04	97.52
46.0-47.0	6.28	2828.88	0.21	93.11	93.0-94.0	1.15	2964.07	0.04	97.55

Zonal Flux Tabulation - (Cont.)

Zone(γ)	Zone Flux (lm)	Sums Flux (lm)	Zone%Lamp	Sums%Lamp	Zone(γ)	Zone Flux (lm)	Sums Flux (lm)	Zone%Lamp	Sums%Lamp
94.0-95.0	1.13	2965.20	0.04	97.59	141.0-142.0	1.13	3007.69	0.04	98.99
95.0-96.0	1.10	2966.30	0.04	97.63	142.0-143.0	1.15	3008.85	0.04	99.03
96.0-97.0	1.08	2967.38	0.04	97.66	143.0-144.0	1.17	3010.02	0.04	99.07
97.0-98.0	1.05	2968.43	0.03	97.70	144.0-145.0	1.19	3011.21	0.04	99.11
98.0-99.0	1.04	2969.47	0.03	97.73	145.0-146.0	1.21	3012.42	0.04	99.15
99.0-100.0	1.02	2970.48	0.03	97.77	146.0-147.0	1.22	3013.63	0.04	99.19
100.0-101.0	1.00	2971.49	0.03	97.80	147.0-148.0	1.22	3014.85	0.04	99.23
101.0-102.0	0.98	2972.47	0.03	97.83	148.0-149.0	1.23	3016.08	0.04	99.27
102.0-103.0	0.97	2973.44	0.03	97.86	149.0-150.0	1.22	3017.30	0.04	99.31
103.0-104.0	0.95	2974.39	0.03	97.89	150.0-151.0	1.22	3018.52	0.04	99.35
104.0-105.0	0.94	2975.32	0.03	97.93	151.0-152.0	1.21	3019.72	0.04	99.39
105.0-106.0	0.92	2976.25	0.03	97.96	152.0-153.0	1.19	3020.92	0.04	99.43
106.0-107.0	0.91	2977.16	0.03	97.99	153.0-154.0	1.17	3022.09	0.04	99.46
107.0-108.0	0.90	2978.05	0.03	98.01	154.0-155.0	1.15	3023.24	0.04	99.50
108.0-109.0	0.89	2978.94	0.03	98.04	155.0-156.0	1.12	3024.36	0.04	99.54
109.0-110.0	0.88	2979.82	0.03	98.07	156.0-157.0	1.09	3025.45	0.04	99.57
110.0-111.0	0.87	2980.68	0.03	98.10	157.0-158.0	1.06	3026.51	0.03	99.61
111.0-112.0	0.85	2981.54	0.03	98.13	158.0-159.0	1.02	3027.53	0.03	99.64
112.0-113.0	0.84	2982.38	0.03	98.16	159.0-160.0	0.98	3028.51	0.03	99.68
113.0-114.0	0.83	2983.21	0.03	98.18	160.0-161.0	0.94	3029.45	0.03	99.71
114.0-115.0	0.82	2984.04	0.03	98.21	161.0-162.0	0.90	3030.36	0.03	99.74
115.0-116.0	0.81	2984.85	0.03	98.24	162.0-163.0	0.86	3031.22	0.03	99.76
116.0-117.0	0.80	2985.65	0.03	98.26	163.0-164.0	0.81	3032.03	0.03	99.79
117.0-118.0	0.80	2986.45	0.03	98.29	164.0-165.0	0.77	3032.80	0.03	99.82
118.0-119.0	0.79	2987.24	0.03	98.32	165.0-166.0	0.72	3033.52	0.02	99.84
119.0-120.0	0.78	2988.02	0.03	98.34	166.0-167.0	0.67	3034.19	0.02	99.86
120.0-121.0	0.78	2988.80	0.03	98.37	167.0-168.0	0.62	3034.82	0.02	99.88
121.0-122.0	0.77	2989.57	0.03	98.39	168.0-169.0	0.57	3035.39	0.02	99.90
122.0-123.0	0.77	2990.34	0.03	98.42	169.0-170.0	0.52	3035.91	0.02	99.92
123.0-124.0	0.77	2991.12	0.03	98.44	170.0-171.0	0.47	3036.38	0.02	99.93
124.0-125.0	0.78	2991.89	0.03	98.47	171.0-172.0	0.42	3036.80	0.01	99.95
125.0-126.0	0.78	2992.68	0.03	98.50	172.0-173.0	0.37	3037.17	0.01	99.96
126.0-127.0	0.79	2993.47	0.03	98.52	173.0-174.0	0.32	3037.49	0.01	99.97
127.0-128.0	0.80	2994.26	0.03	98.55	174.0-175.0	0.27	3037.76	0.01	99.98
128.0-129.0	0.81	2995.08	0.03	98.58	175.0-176.0	0.22	3037.98	0.01	99.99
129.0-130.0	0.83	2995.90	0.03	98.60	176.0-177.0	0.17	3038.15	0.01	99.99
130.0-131.0	0.84	2996.74	0.03	98.63	177.0-178.0	0.12	3038.27	0.00	100.00
131.0-132.0	0.86	2997.61	0.03	98.66	178.0-179.0	0.07	3038.34	0.00	100.00
132.0-133.0	0.89	2998.50	0.03	98.69	179.0-180.0	0.02	3038.37	0.00	100.00
133.0-134.0	0.91	2999.41	0.03	98.72					
134.0-135.0	0.94	3000.34	0.03	98.75					
135.0-136.0	0.97	3001.31	0.03	98.78					
136.0-137.0	0.99	3002.30	0.03	98.81					
137.0-138.0	1.02	3003.33	0.03	98.85					
138.0-139.0	1.05	3004.38	0.03	98.88					
139.0-140.0	1.08	3005.46	0.04	98.92					
140.0-141.0	1.11	3006.56	0.04	98.95					

Rectangle ISO Lighting Intensity Diagram

Lum. Name:TR04-35-XX-01 4000K RA90 24D	Lum. Catalog:	Test ID:01
Lamp Name:	Lamp Catalog: LED	Test Lab: Quality peatment
Manufacture: Shenzhen Norming Lighting Co., Ltd	Test Machine:GON-2000	Test Date: 2019/11/26



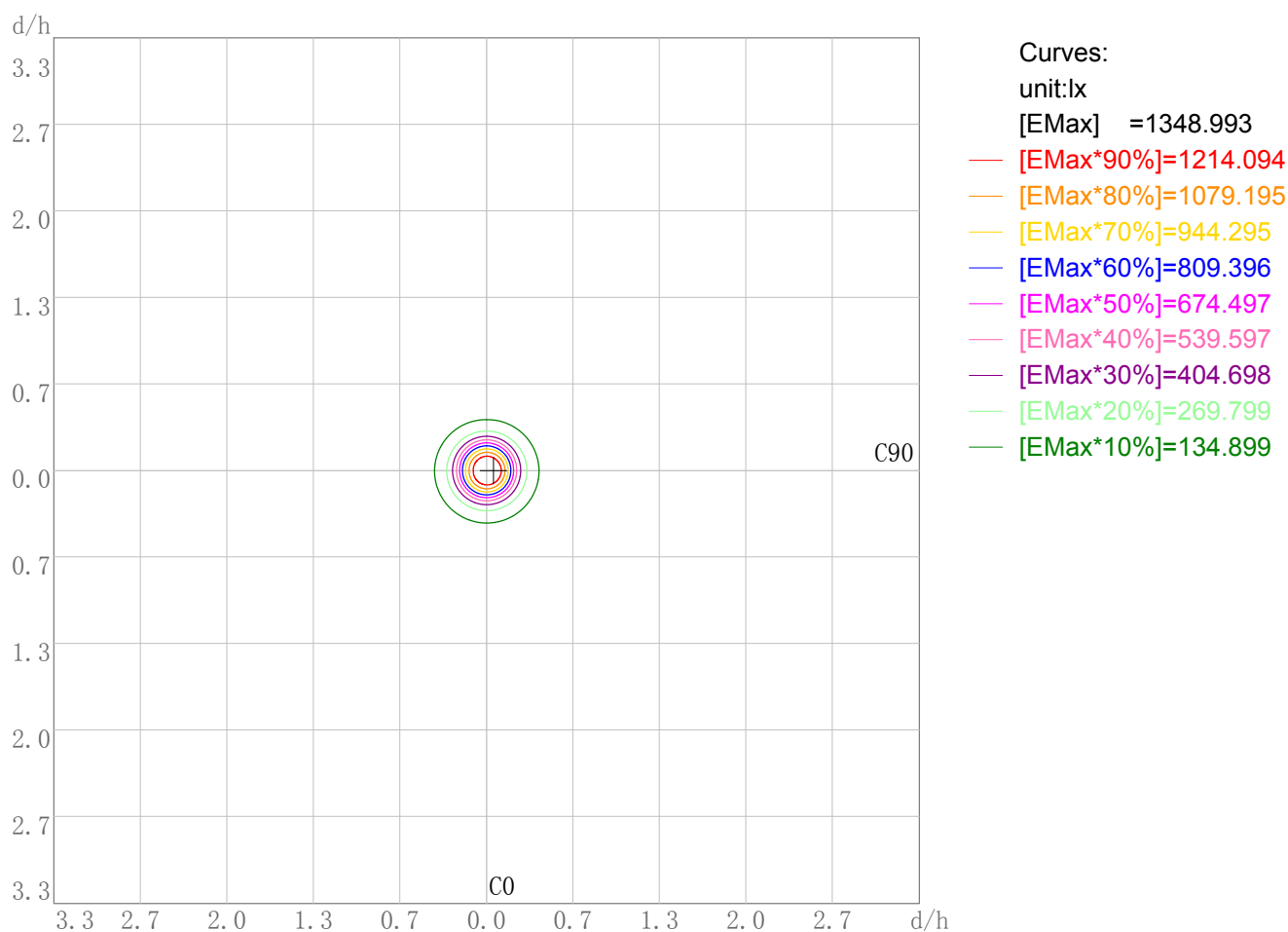
IES Indoor Report

Photometric Filename:TR04-35-XX-01 4000K RA90 24D.IES

Plane ISO-Illuminance Diagram

Lum. Name: TR04-35-XX-01 4000K RA90 24D	Lum. Catalog:	Test ID: 01
Lamp Name:	Lamp Catalog: LED	Test Lab: Quality peatment
Manufacture: Shenzhen Norming Lighting Co., Ltd	Test Machine:GON-2000	Test Date: 2019/11/26

Plane ISO-Illuminance Curve



Working Plane Luminaire Mounting Height(m): 3.00

Working Plane Maximum Illuminance(lx): 1348.99

Working Plane Maximum Illuminance Position(d/h):H0.1 V0.0

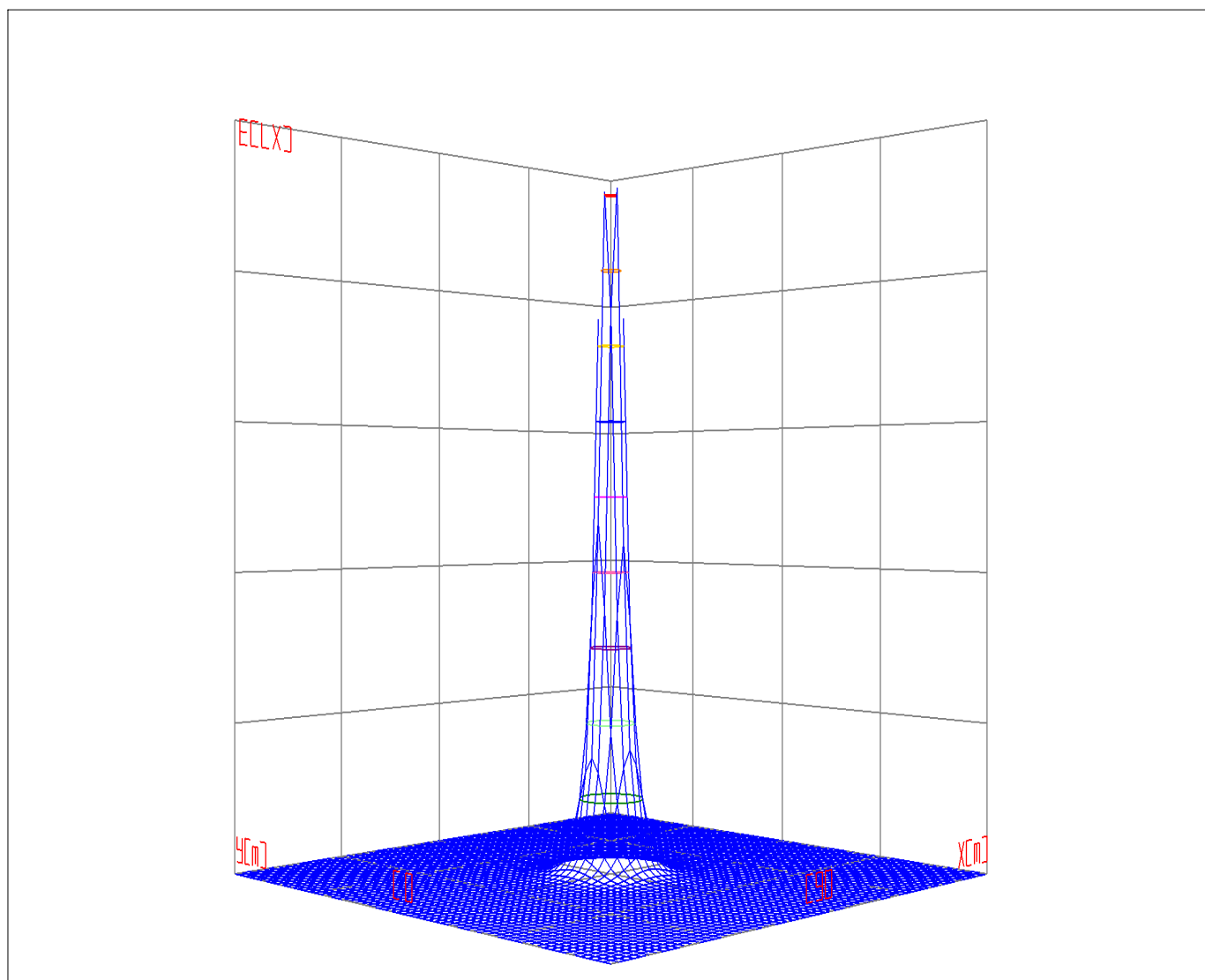
IES Indoor Report

Photometric Filename:TR04-35-XX-01 4000K RA90 24D.IES

3D Plane ISO Illuminance Diagram

Lum. Name: TR04-35-XX-01 4000K RA90 24D	Lum. Catalog:	Test ID: 01
Lamp Name:	Lamp Catalog: LED	Test Lab: Quality peatment
Manufacture: Shenzhen Norming Lighting Co., Ltd	Test Machine:GON-2000	Test Date: 2019/11/26

3D Plane Illuminance Modal

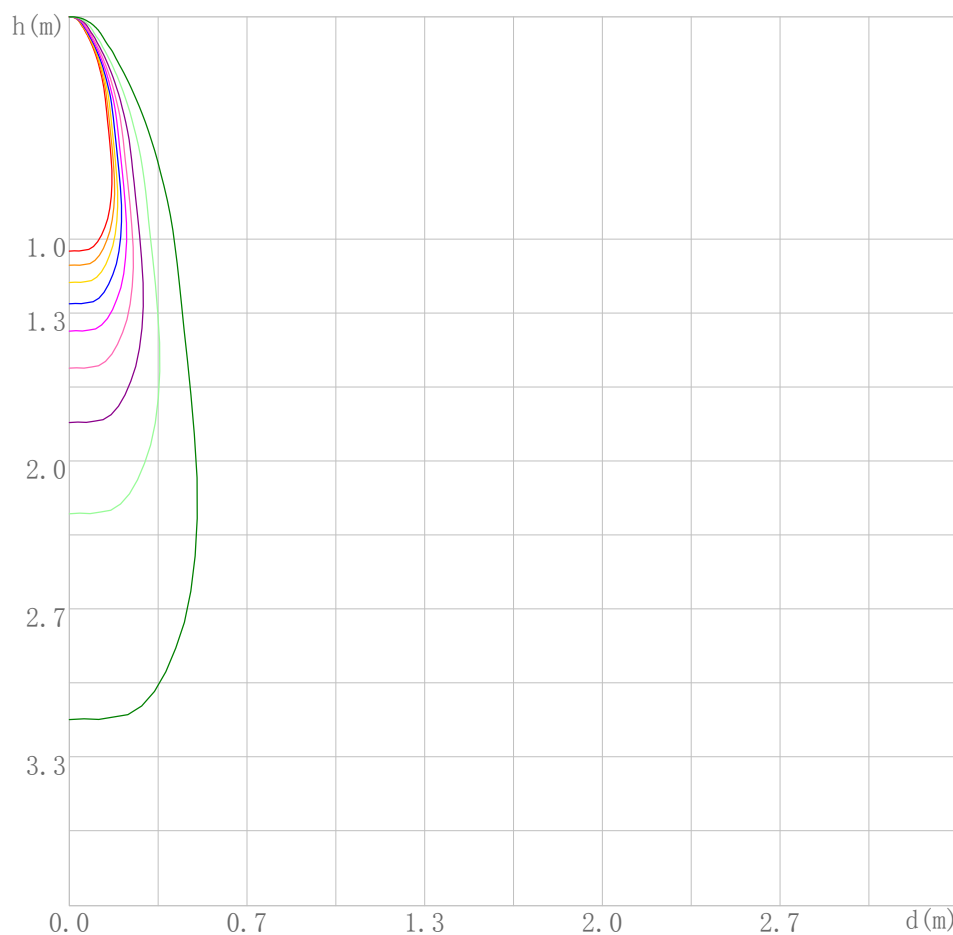


Curves: 3D Model — 90% — 80% — 70% — 60% — 50% — 40% — 30% — 20% — 10% —
View Angles(deg): 0 Height(m): 3.0 Distance(m): 10.0

Space ISO Illuminance Diagram

Lum. Name: TR04-35-XX-01 4000K RA90 24D	Lum. Catalog:	Test ID: 01
Lamp Name:	Lamp Catalog: LED	Test Lab: Quality peatment
Manufacture: Shenzhen Norming Lighting Co., Ltd	Test Machine:GON-2000	Test Date: 2019/11/26

Space ISO Illuminance Curve



Curves:

[Unit: lx]

[EMax] =12109.371

— [EMax*90%]=10898.434

— [EMax*80%]=9687.497

— [EMax*70%]=8476.560

— [EMax*60%]=7265.623

— [EMax*50%]=6054.686

— [EMax*40%]=4843.748

— [EMax*30%]=3632.811

— [EMax*20%]=2421.874

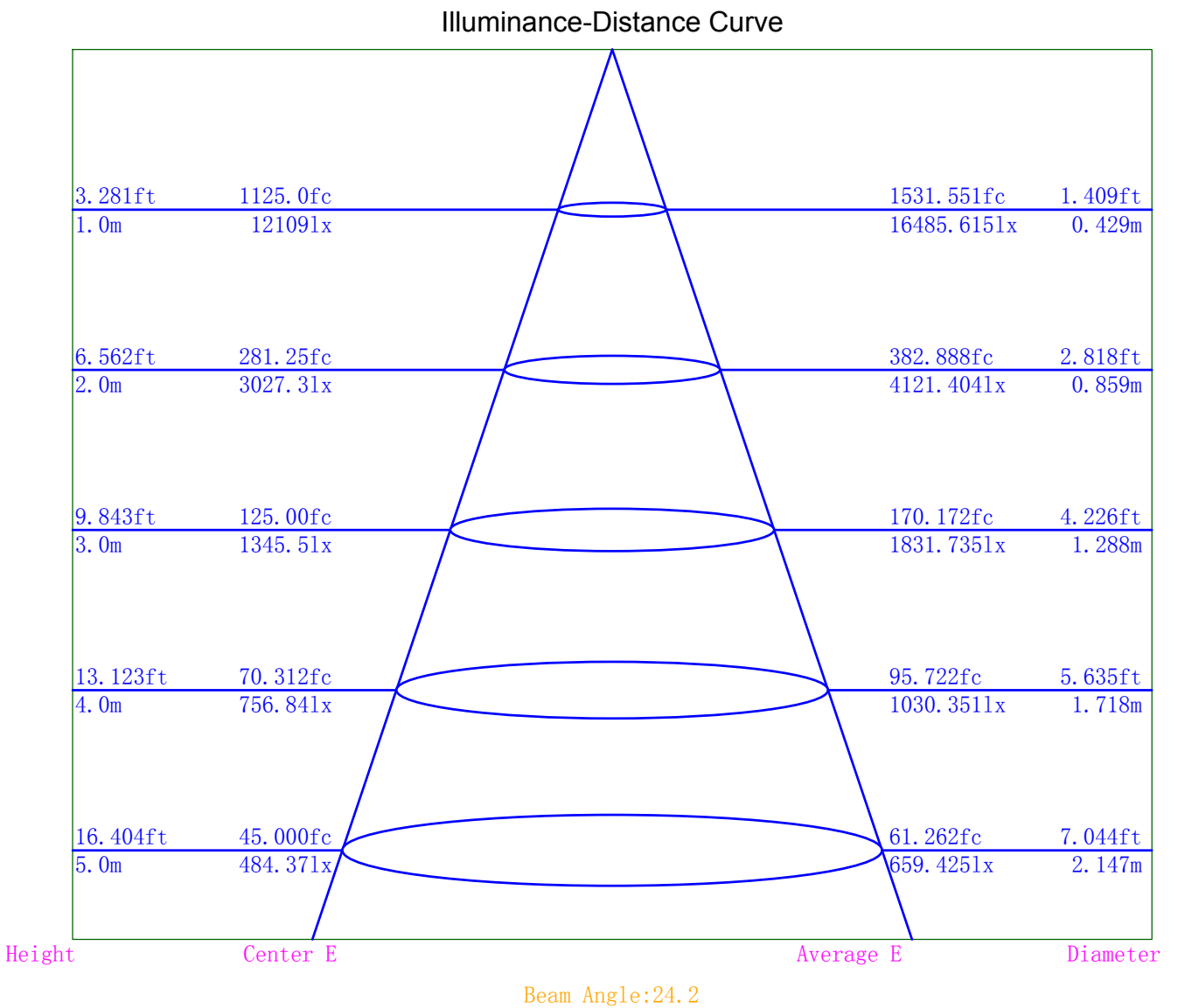
— [EMax*10%]=1210.937

Space Plane Maximum Illuminance and @Angle:12109.37lx,0.0deg

Plane Maximum Lighting Intensity and @Angle:12124.707cd,0deg

Illuminance-Distance Diagram

Lum. Name:TR04-35-XX-01 4000K RA90 24D	Lum. Catalog:	Test ID:01
Lamp Name:	Lamp Catalog:LED	Test Lab:Quality peatment
Manufacture:Shenzhen Norming Lighting Co., Ltd	Test Machine:GON-2000	Test Date:2019/11/26



IES Indoor Report

Photometric Filename:TR04-35-XX-01 4000K RA90 24D.IES

Indoor Luminance Limiting Curves

Lum. Name: TR04-35-XX-01 4000K RA90 24D	Lum. Catalog:	Test ID: 01
Lamp Name:	Lamp Catalog: LED	Test Lab: Quality peatment
Manufacture: Shenzhen Norming Lighting Co., Ltd	Test Machine:GON-2000	Test Date: 2019/11/26

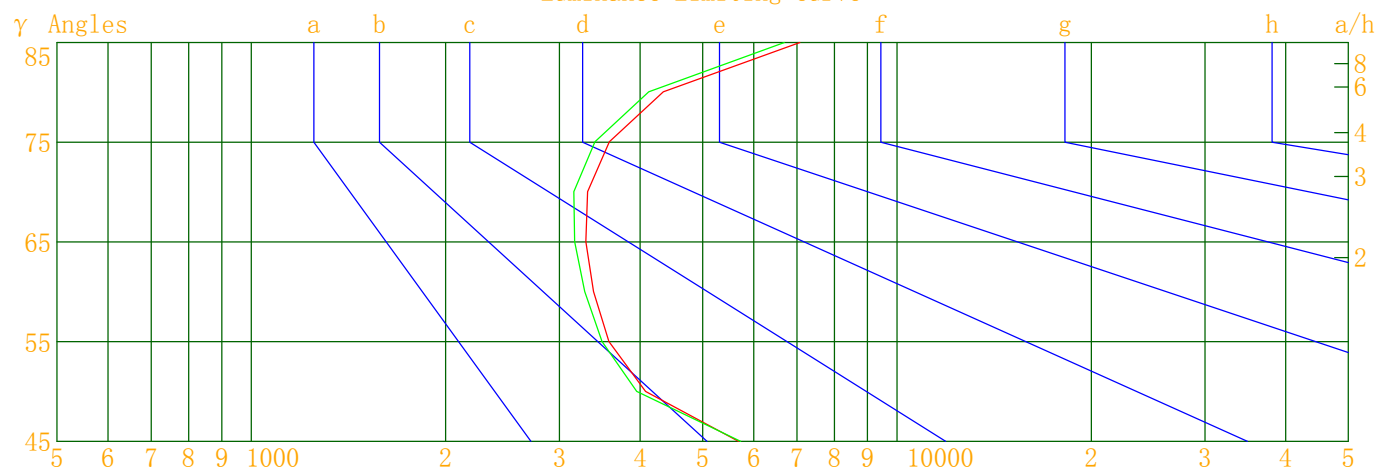
Glare Grade Table

GI	Quality	Using Illuminance							
1.15	A	2000	1000	500	<=300				
1.5	B		2000	1000	500	<=300			
1.85	C			2000	1000	500	<=300		
2.2	D				2000	1000	500	<=300	
2.55	E	a				2000	1000	500	<=300
			b	c	d	e	f	g	h

Luminance Table

Gama(deg)	45	50	55	60	65	70	75	80	85
C0	5684	4079	3579	3389	3297	3318	3586	4345	7074
C90	5726	3954	3493	3283	3167	3159	3407	4127	6692

Luminance Limiting Curve



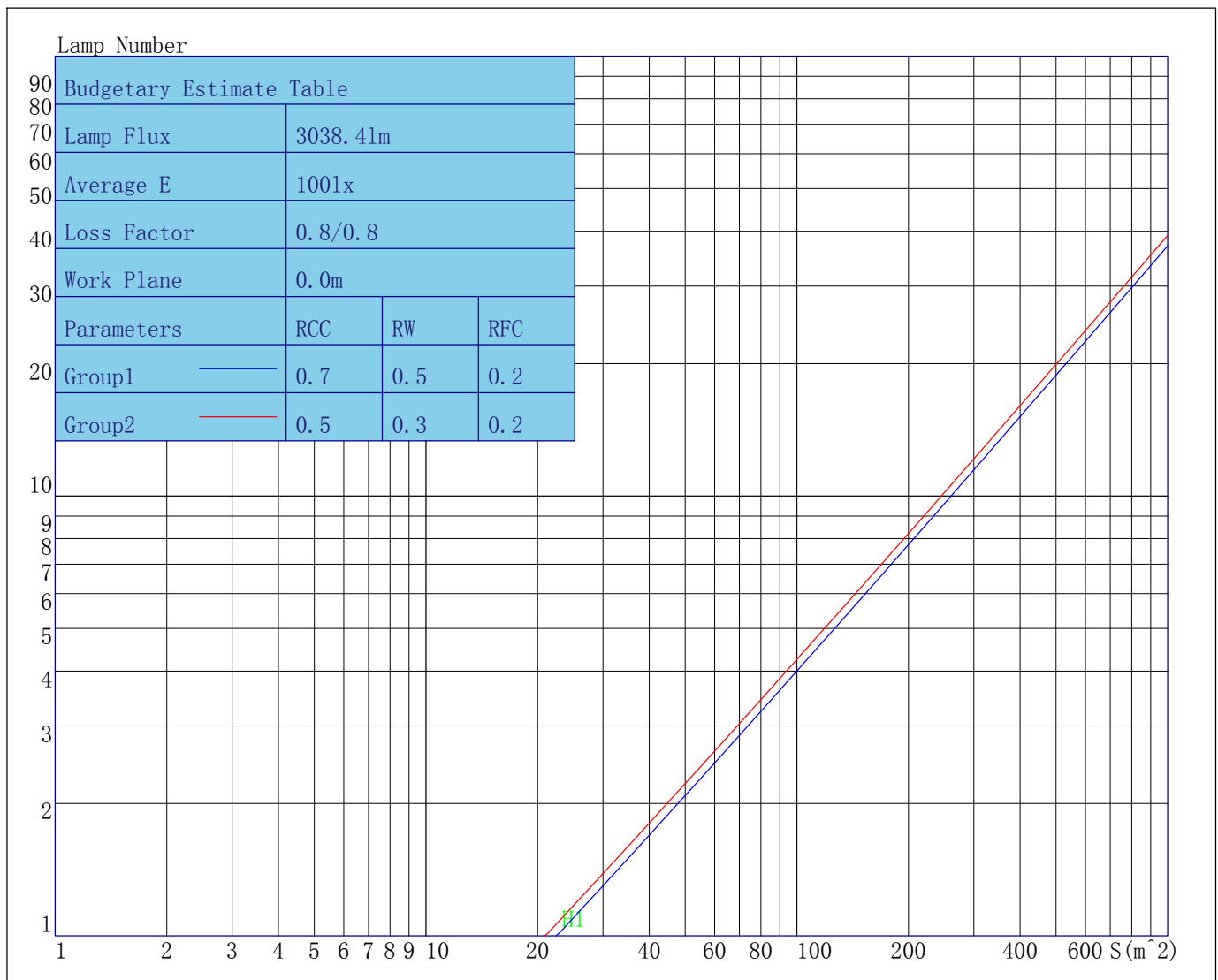
Luminous Size: Length(m)=0.070 Width(m)=0.070 Height(m)=0.266 Area(m^2)=0.023520
Luminous Type: Without Luminous Side
Luminous Curves: C0-C180 Color: — C90-C270 Color: —

IES Indoor Report

Photometric Filename:TR04-35-XX-01 4000K RA90 24D.IES

Indoor Budgetary Estimate Table

Lum. Name: TR04-35-XX-01 4000K RA90 24D	Lum. Catalog:	Test ID: 01
Lamp Name:	Lamp Catalog: LED	Test Lab: Quality peatment
Manufacture: Shenzhen Norming Lighting Co., Ltd	Test Machine:GON-2000	Test Date: 2019/11/26



Parameters1: Rhocc = 0.7 Rhow = 0.5 Rhofc = 0.2 LLF = 0.8
Parameters2: Rhocc = 0.5 Rhow = 0.3 Rhofc = 0.2 LLF = 0.8
Average Illuminance(lx): 100 Cavity Height: H1(m) = 2

Indoor Coefficient of Utilization Table

Lum. Name: TR04-35-XX-01 4000K RA90 24D	Lum. Catelog:	Test ID: 01
Lamp Name:	Lamp Catelog: LED	Test Lab: Quality peatment
Manufacture: Shenzhen Norming Lighting Co., Ltd	Test Machine:GON-2000	Test Date: 2019/11/26

Coefficients of Utilization - Zonal Cavity Method																		
Coef.	Effective Floor Cavity Reflectance RFC=0.20																	
RhoCC (%)	80				70				50			30			10			0
RhoW (%)	70	50	30	10	70	50	30	10	50	30	10	50	30	10	50	30	10	0
RCR	Coefficient of Utilization(%)																	
0	118	118	118	118	115	115	115	115	110	110	110	104	104	104	100	100	100	97
1	114	111	109	107	111	109	107	105	104	103	101	100	99	98	96	95	95	93
2	109	105	102	99	107	103	100	97	100	97	95	96	94	92	93	92	90	89
3	105	100	96	92	103	98	94	91	95	92	90	93	90	88	90	88	86	85
4	101	95	91	87	99	94	90	87	92	88	85	89	86	84	87	85	83	82
5	98	91	87	83	96	90	86	83	88	85	82	86	83	81	85	82	80	79
6	95	88	83	80	93	87	82	79	85	81	78	84	80	78	82	79	77	76
7	92	84	80	76	90	84	79	76	82	78	76	81	78	75	80	77	75	73
8	89	81	77	74	88	81	77	74	80	76	73	79	75	73	78	75	72	71
9	86	79	74	71	85	78	74	71	77	73	71	76	73	70	75	72	70	69
10	84	76	72	69	83	76	72	69	75	71	69	74	71	68	73	70	68	67

Unified Glare Rating Table

Lum. Name: TR04-35-XX-01 4000K RA90 24D	Lum. Catelog:	Test ID: 01
Lamp Name:	Lamp Catalog: LED	Test Lab: QQualty peatment
Manufacture: Shenzhen Norming Lighting Co., Ltd	Test Machine:GON-2000	Test Date: 2019/11/26

Unified Glare Rating Table

Ceiling RCC	0.70	0.70	0.50	0.50	0.30	0.70	0.70	0.50	0.50	0.30
Wall RW	0.50	0.30	0.50	0.30	0.30	0.50	0.30	0.50	0.30	0.30
Floor RFC	0.20	0.20	0.20	0.20	0.20	0.20	0.20	0.20	0.20	0.20
Room Size	Vewed crosswise					Vewed endwise				
X=2H Y=2H	11.1	12.1	11.6	12.5	12.8	11.2	12.1	11.6	12.5	12.9
	12.1	12.9	12.5	13.3	13.7	12.0	12.8	12.4	13.2	13.7
	12.6	13.4	13.1	13.8	14.2	12.5	13.3	13.0	13.7	14.2
	13.3	14.0	13.7	14.4	14.9	13.1	13.8	13.6	14.3	14.7
	13.7	14.3	14.1	14.8	15.2	13.5	14.2	14.0	14.6	15.1
	14.1	14.8	14.6	15.2	15.7	13.9	14.6	14.4	15.0	15.5
X=4H Y=2H	11.4	12.1	11.8	12.6	13.0	11.4	12.2	11.8	12.6	13.0
	12.6	13.2	13.0	13.7	14.1	12.5	13.1	13.0	13.6	14.1
	13.3	13.9	13.8	14.3	14.9	13.2	13.7	13.7	14.2	14.7
	14.2	14.7	14.7	15.2	15.7	14.0	14.5	14.5	15.0	15.5
	14.7	15.1	15.2	15.6	16.2	14.5	14.9	15.0	15.4	16.0
	15.3	15.7	15.8	16.2	16.8	15.1	15.5	15.6	16.0	16.5
X=8H Y=4H	13.6	14.0	14.1	14.5	15.1	13.5	13.9	14.0	14.4	14.9
	14.7	15.1	15.3	15.6	16.2	14.5	14.9	15.1	15.4	16.0
	15.4	15.7	16.0	16.3	16.8	15.2	15.5	15.8	16.1	16.6
	16.2	16.5	16.8	17.0	17.7	16.0	16.3	16.6	16.8	17.4
X=12H Y=4H	13.6	14.0	14.2	14.5	15.1	13.5	13.9	14.0	14.4	15.0
	14.8	15.2	15.4	15.7	16.3	14.7	15.0	15.2	15.5	16.1
	15.6	15.9	16.2	16.4	17.1	15.4	15.7	16.0	16.2	16.9
Variations with the objerver position at spacings										
S=1.0H	0.1/-0.1					0.2/-0.2				
S=1.5H	0.2/-0.3					0.3/-0.3				
S=2.0H	0.3/-0.3					0.3/-0.3				
Reduced UGR Table:										
Nordic Standard Table:	BK0					BK0				
Correction Value	3.3					3.2				

o the CIE Pub.117, data has been corrected, refers to the lamp's lumens 8.2flm.

Candela Tabulation

V/H	C0.0	C90.0	C180.0	C270.0
γ 0.0	12109.4	12109.4	12109.4	12109.4
γ 1.0	12088.4	12122.6	12092.4	11998.1
γ 2.0	12124.7	12153.3	11958.8	11981.5
γ 3.0	12074.3	12191.0	12016.9	11958.2
γ 4.0	12028.9	12125.2	11970.7	11807.4
γ 5.0	11777.4	11875.7	11738.9	11510.8
γ 6.0	11343.4	11453.8	11288.6	11028.1
γ 7.0	10755.2	10757.5	10661.3	10430.8
γ 8.0	10059.8	10054.7	9985.6	9765.8
γ 9.0	9329.2	9233.1	9168.5	9043.6
γ 10.0	8469.9	8263.4	8217.3	8187.1
γ 11.0	7538.0	7214.0	7220.8	7222.2
γ 12.0	6593.7	6214.2	6223.3	6195.5
γ 13.0	5631.6	5268.8	5299.3	5278.3
γ 14.0	4682.0	4467.9	4488.9	4498.9
γ 15.0	3897.6	3833.7	3800.0	3820.4
γ 16.0	3255.2	3282.5	3265.9	3258.3
γ 17.0	2746.5	2871.7	2837.3	2815.9
γ 18.0	2358.2	2506.1	2489.1	2454.8
γ 19.0	2052.5	2211.8	2192.4	2160.2
γ 20.0	1801.9	1954.3	1940.6	1910.2
γ 21.0	1585.3	1725.4	1723.8	1688.9
γ 22.0	1403.1	1519.9	1514.3	1489.0
γ 23.0	1236.5	1328.3	1326.8	1309.3
γ 24.0	1080.1	1163.5	1156.0	1143.8
γ 25.0	939.9	1022.1	1015.5	990.8
γ 26.0	821.4	902.5	891.2	857.7
γ 27.0	722.9	797.0	780.1	746.2
γ 28.0	636.1	702.3	682.5	650.0
γ 29.0	559.1	614.9	594.8	566.2
γ 30.0	491.7	536.9	516.6	493.1
γ 31.0	432.4	468.2	447.6	427.9
γ 32.0	380.6	407.5	389.2	367.9
γ 33.0	334.4	356.5	338.6	317.1
γ 34.0	296.1	312.3	295.7	275.4
γ 35.0	261.9	273.7	258.7	239.4
γ 36.0	232.3	240.4	226.3	208.8
γ 37.0	206.5	212.0	198.8	183.0
γ 38.0	184.0	187.1	175.0	161.2
γ 39.0	164.6	165.1	154.4	142.8
γ 40.0	147.2	146.0	135.8	126.9
γ 41.0	131.9	130.8	119.3	113.4
γ 42.0	119.2	119.3	106.1	103.0
γ 43.0	109.2	110.3	96.7	95.3
γ 44.0	101.2	102.6	89.9	89.6
γ 45.0	94.5	95.2	84.4	84.7
γ 46.0	87.8	86.5	77.9	79.6

Candela Tabulation - (Cont.)

V/H	C0.0	C90.0	C180.0	C270.0
γ 47.0	80.0	76.3	70.6	73.2
γ 48.0	72.1	68.9	64.0	66.2
γ 49.0	66.0	63.9	59.3	61.0
γ 50.0	61.7	59.8	56.3	57.6
γ 51.0	58.2	56.5	53.7	54.8
γ 52.0	55.2	53.6	51.5	52.6
γ 53.0	52.6	51.3	49.8	50.8
γ 54.0	50.4	49.1	48.1	49.1
γ 55.0	48.3	47.1	46.7	47.7
γ 56.0	46.4	45.4	45.3	46.3
γ 57.0	44.7	43.6	44.0	45.0
γ 58.0	43.1	41.8	42.6	43.7
γ 59.0	41.4	40.2	41.2	42.4
γ 60.0	39.9	38.6	39.8	41.1
γ 61.0	38.4	37.1	38.5	39.8
γ 62.0	36.8	35.5	37.1	38.5
γ 63.0	35.4	34.1	35.8	37.0
γ 64.0	34.1	32.8	34.5	35.8
γ 65.0	32.8	31.5	33.1	34.4
γ 66.0	31.4	30.1	31.6	33.1
γ 67.0	30.0	28.8	30.3	31.7
γ 68.0	28.8	27.7	29.0	30.5
γ 69.0	27.7	26.5	27.8	29.2
γ 70.0	26.7	25.4	26.7	28.0
γ 71.0	25.6	24.4	25.6	26.9
γ 72.0	24.5	23.4	24.6	25.8
γ 73.0	23.6	22.5	23.5	24.7
γ 74.0	22.7	21.6	22.5	23.8
γ 75.0	21.8	20.7	21.5	22.7
γ 76.0	21.0	19.9	20.6	21.8
γ 77.0	20.1	19.1	19.8	20.8
γ 78.0	19.2	18.3	19.0	20.0
γ 79.0	18.6	17.6	18.2	19.2
γ 80.0	17.7	16.9	17.3	18.4
γ 81.0	17.1	16.2	16.6	17.6
γ 82.0	16.4	15.5	15.9	16.8
γ 83.0	15.7	14.9	15.3	16.1
γ 84.0	15.2	14.3	14.6	15.4
γ 85.0	14.5	13.7	13.9	14.7
γ 86.0	13.9	13.2	13.3	14.0
γ 87.0	13.3	12.5	12.6	13.3
γ 88.0	12.6	11.9	12.0	12.6
γ 89.0	12.2	11.4	11.5	12.0
γ 90.0	11.8	11.2	11.0	11.6
γ 91.0	11.5	10.9	10.7	11.3
γ 92.0	11.3	10.7	10.5	11.0
γ 93.0	11.0	10.5	10.2	10.6

Candela Tabulation - (Cont.)

V/H	C0.0	C90.0	C180.0	C270.0
γ 94.0	10.8	10.3	10.0	10.5
γ 95.0	10.6	10.1	9.8	10.3
γ 96.0	10.5	9.9	9.5	9.9
γ 97.0	10.2	9.8	9.4	9.7
γ 98.0	10.1	9.7	9.1	9.6
γ 99.0	10.0	9.5	9.1	9.4
γ 100.0	9.9	9.4	8.9	9.3
γ 101.0	9.7	9.3	8.7	9.1
γ 102.0	9.6	9.3	8.6	8.9
γ 103.0	9.5	9.2	8.5	8.8
γ 104.0	9.3	9.1	8.4	8.7
γ 105.0	9.2	9.0	8.2	8.7
γ 106.0	9.1	8.9	8.2	8.5
γ 107.0	9.0	8.8	8.1	8.5
γ 108.0	8.9	8.7	8.0	8.5
γ 109.0	8.8	8.6	8.1	8.4
γ 110.0	8.7	8.6	8.1	8.3
γ 111.0	8.7	8.5	8.1	8.4
γ 112.0	8.5	8.4	8.1	8.4
γ 113.0	8.5	8.3	8.1	8.3
γ 114.0	8.4	8.3	8.0	8.4
γ 115.0	8.3	8.2	8.1	8.4
γ 116.0	8.2	8.1	8.2	8.4
γ 117.0	8.1	8.1	8.1	8.4
γ 118.0	8.1	8.0	8.2	8.4
γ 119.0	8.0	8.0	8.3	8.5
γ 120.0	8.0	7.9	8.3	8.6
γ 121.0	8.0	7.9	8.5	8.6
γ 122.0	8.0	7.9	8.5	8.7
γ 123.0	8.1	8.0	8.7	8.9
γ 124.0	8.1	7.9	8.9	9.0
γ 125.0	8.2	8.2	9.1	9.2
γ 126.0	8.4	8.3	9.4	9.4
γ 127.0	8.6	8.5	9.5	9.6
γ 128.0	8.8	8.7	9.8	10.0
γ 129.0	9.1	9.0	10.1	10.2
γ 130.0	9.4	9.3	10.4	10.6
γ 131.0	9.7	9.7	10.9	11.0
γ 132.0	10.1	10.1	11.4	11.4
γ 133.0	10.5	10.5	11.8	11.8
γ 134.0	11.0	11.0	12.4	12.5
γ 135.0	11.5	11.6	13.0	13.0
γ 136.0	12.1	12.1	13.6	13.7
γ 137.0	12.6	12.7	14.2	14.3
γ 138.0	13.3	13.3	14.9	14.9
γ 139.0	14.0	14.0	15.6	15.6
γ 140.0	14.6	14.8	16.3	16.3

Candela Tabulation - (Cont.)

V/H	C0.0	C90.0	C180.0	C270.0
γ 141.0	15.3	15.4	17.0	17.0
γ 142.0	16.0	16.1	17.8	17.8
γ 143.0	16.8	16.7	18.5	18.5
γ 144.0	17.5	17.5	19.2	19.1
γ 145.0	18.3	18.2	19.9	19.9
γ 146.0	19.0	18.9	20.6	20.6
γ 147.0	19.7	19.5	21.3	21.2
γ 148.0	20.4	20.2	22.0	21.8
γ 149.0	20.9	20.8	22.6	22.4
γ 150.0	21.6	21.4	23.1	22.9
γ 151.0	22.2	21.9	23.6	23.5
γ 152.0	22.7	22.5	24.0	23.9
γ 153.0	23.3	22.9	24.6	24.3
γ 154.0	23.8	23.3	24.9	24.6
γ 155.0	24.1	23.7	25.3	24.9
γ 156.0	24.5	24.0	25.5	25.2
γ 157.0	24.8	24.4	25.8	25.4
γ 158.0	25.1	24.6	26.0	25.6
γ 159.0	25.3	24.8	26.3	25.6
γ 160.0	25.6	25.0	26.4	25.7
γ 161.0	25.8	25.2	26.5	25.9
γ 162.0	25.9	25.5	26.7	26.0
γ 163.0	26.0	25.6	26.8	26.1
γ 164.0	26.2	25.7	26.8	26.1
γ 165.0	26.3	25.8	26.9	26.2
γ 166.0	26.3	25.8	26.9	26.1
γ 167.0	26.3	25.9	26.8	26.1
γ 168.0	26.4	25.9	26.7	25.9
γ 169.0	26.4	25.8	26.6	25.9
γ 170.0	26.3	25.8	26.5	25.7
γ 171.0	26.2	25.7	26.3	25.6
γ 172.0	26.1	25.6	26.2	25.4
γ 173.0	26.1	25.5	26.0	25.2
γ 174.0	25.9	25.5	25.9	25.0
γ 175.0	25.9	25.5	25.8	25.1
γ 176.0	25.9	25.5	25.7	25.1
γ 177.0	25.9	25.6	25.7	25.1
γ 178.0	26.0	25.6	25.7	25.1
γ 179.0	25.9	25.5	25.7	25.3
γ 180.0	25.7	25.7	25.7	25.7